

多用钢臂夹

MULTI-PURPOSE CLAMPS



应用范围：

适用于弹性不可变形的物品以及外包装需要回收的物品

Applications:

Used in handling many types of corrugated, metal and wooden containers as well as baled product.

产品特点：

- 高强度全钢结构设计，满足用户高效率连续作业
- E型槽的整体框架，提高产品的稳定性和寿命
- 多块橡胶垫组合夹臂，易于更换，节省维修费用
- 设计合理，美观大方，采用世界上最优质的液压元件

Features:

- Rugged all-steel construction, meet the requirements for continuous operation with high efficiency.
- E-Style-Slot frame provides excellent stability and longer operating life.
- Multiple rubber pads mounting in both clamps arms, easily replacement, reduce maintenance cost.
- Reasonable design with dependable world top quality hydraulic components.

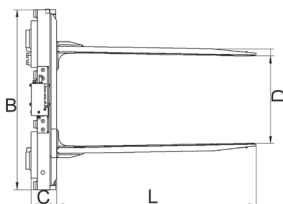
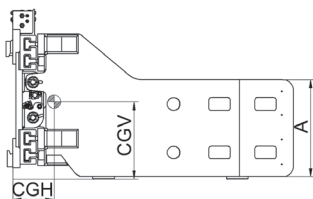
产品系列：

- 侧移式
- 非侧移式
- 旋转式

Product Series:

- Non-skidshifting
- Sideshifting
- Rotating





非侧移式

Non-Sideshifting

型 号 Model	载荷能力 载荷中心 Capacity/ Load Centre (kg/mm)	张臂范围 Opening Range D (mm)	失 载 距 Effective Thickness C (mm)	水平重心 Horizontal Center of Gravity CGH (mm)	自 重 Weight (kg)	垂直重心 Vertical Center of Gravity CGV (mm)	臂 长 Arm Length L (mm)	臂 高 Arm Height A (mm)	框架宽度 Frame Width B (mm)	安 装 等 级 Mounting Class
G05B10-160A11	1000/500	500-1600	133	115	300	270	900	350	850	2
G05B10-161A01		510-1610		108	290		800			
G05B15-165A33	1500/500	490-1650	139	280	440	270	1100	450	1040	2
G05B15-165A13					410		900			
G05B22-178A33	2200/500	550-1780	147	340	585	265	1100	450	1040	2
G05B22-178B33				335	545		900			3
G05B22-179A13		560-1790								2
G05B22-179B13										3
G05B27-200B33	2700/500	580-2000	158	335	705	245	1100	450	1140	3
G05B27-201B23	2700/500	590-2010		330	700		1000		1600	
G05B25-230B33	2500/500	490-2300		310	780		1100			
G05B30-200B33	3000/500	580-2000	161	310	800	240	1100	450	1140	3
G05B30-201B23		590-2010		310	745		1000		1600	
G05B30-230B33		490-2300		305	830		1100			

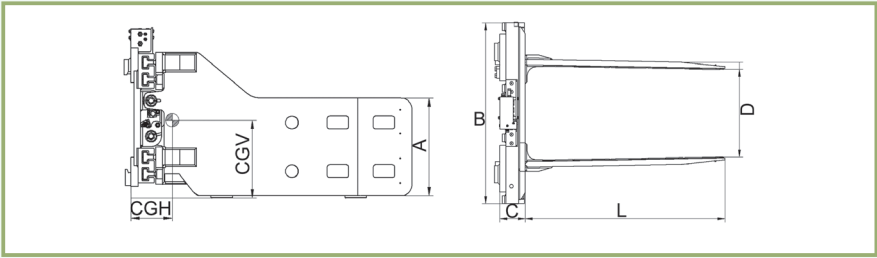
注:

1. 属具侧移式和旋转式要求叉车增加2组附加油路, 非侧移式产品要求叉车增加1组附加油路;
2. 张臂范围指夹臂两臂尖端内径距离;
3. 以上产品型号为常用产品, 可根据实际工况要求提供相应产品。

Note:

1. Two additional hydraulic circuits required on truck for Sideshifting and Rotating models, one additional on truck for Non-Sideshifting models.
2. Opening range is inside to inside of the arm tip.
3. All products as listed are standard models, custom products can be provided according to the detailed requirements.





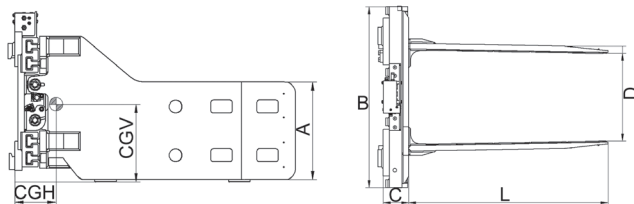
侧移式 Sideshifting

型 号 Model	载荷能力 载荷中心 Capacity/ Load Centre (kg/mm)	张臂范围 Opening Range D (mm)	失 载 距 Effective Thickness C (mm)	水平重心 Horizontal Center of Gravity CGH (mm)	自 重 Weight (kg)	垂直重心 Vertical Center of Gravity CGV (mm)	臂 长 Arm Length L (mm)	臂 高 Arm Height A (mm)	框架宽度 Frame Width B (mm)	安 装 等 级 Mounting Class
G05S10-160A11	1000/500	500-1600	133	110	300	270	900	350	850	2
G05S10-161A01		510-1610		105	290		800			
G05S15-165A33	1500/500	580-1850	139	275	440	270	1100	450	1040	2
G05S15-165A13					420		900			
G05S22-178A33	2200/500	550-1780	147	335	585	265	1100	450	1040	2
G05S22-178B33				330	545		900			3
G05S22-179A13		560-1790								2
G05S22-179B13										3
G05S27-200B33	2700/500	580-2000	158	330	705	245	1100	450	1140	3
G05S27-201B23	2700/500	590-2010		325	700		1000			
G05S25-230B33	2500/500	490-2300		305	780		1100		1600	
G05S30-200B33	3000/500	580-2000	161	305	800	240	1100	450	1140	3
G05S30-201B23		590-2010		305	745		1000			
G05S30-230B33		490-2300		300	830		1100		1600	

注：
1. 属具侧移式和旋转式要求叉车增加2组附加油路，非侧移式产品要求叉车增加1组附加油路。
2. 张臂范围指夹臂两臂尖内径距离。
3. 以上产品型号为常用产品，可根据实际工况要求提供相应产品。

Note:
1. Two additional hydraulic circuits required on truck for Sideshifting and Rotating models, one additional on truck for Non-Sideshifting models.
2. Opening range is inside to inside of the arm tip.
3. All products as listed are standard models, custom products can be provided according to the detailed requirements.





旋转式 Rotating

型 号 Model	载荷能力/ 载荷中心 Capacity/ Load Centre	张臂范围 Opening Range	失 载 距 Effective Thickness	水平重心 Horizontal Center of Gravity CGH (mm)	自 重 Weight (kg)	垂直重心 Vertical Center of Gravity CGV (mm)	臂 长 Arm Length L (mm)	臂 高 Arm Height A (mm)	框架宽度 Frame Width B (mm)	安 装 等 级 Mounting Class
G05R10-160A11	1000/500	500-1600	225	240	440	280	900	350	850	2
G05R10-161A01		510-1610			420		800			
G05R15-165A33	1500/500	500-1800	264	345	585	290	1100	450	1040	2
G05R15-165A13					570		900			
G05R22-178A33	2200/500	550-1780	336	365	750	325	1100	450	1040	2
G05R22-178B33				360	720		900			3
G05R22-179A13		2								
G05R22-179B13		3								
G05R27-200B33	2700/500	580-2000	352	425	900	325	1100	450	1140	3
G05R27-201B23		590-2010		360	840		1000			
G05R30-200B33	3000/500	580-2000	355	420	930	330	1100	450	1140	3
G05R30-201B23		590-2010		355	870		1000			

注:

1. 属具侧移式和旋转式要求叉车增加2组附加油路，非侧移式产品要求叉车增加1组附加油路。
2. 张臂范围指夹臂两臂尖内径距离。
3. 以上产品型号为常用产品，可根据实际工况要求提供相应产品。

Note:

1. Two additional hydraulic circuits required on truck for Sideshifting and Rotating models, one additional on truck for Non-Sideshifting models.
2. Opening range is inside to inside of the arm tip.
3. All products as listed are standard models, custom products can be provided according to the detailed requirements.

流量与压力 Hydraulic Flow & Pressure

型号 Model	最小流量 Minimum	推荐流量 Recommended	最大流量 Maximum	最大压力 Maximum Pressure
	LPM			BAR
G05-10	15 (20)	25	25 (40)	180
G05-15				
G05-20				
G05-25	15 (20)	40	40 (60)	180
G05-30				

非侧移/侧移 (旋转) Non-Sideshifting/Sideshifting(Rotating)

旋转扭矩 Rotating Torque

型号 Model	转速 Rotating Speed	扭矩 Torque
G05-10	5r/min@25LPM	4800Nm@140Bar
G05-15		
G05-20	5r/min@60LPM	8155Nm@140Bar
G05-27		
G05-35		